


# EP-M825


Ten Laser Large Format  
Metal Additive Manufacturing System



# EP-M825

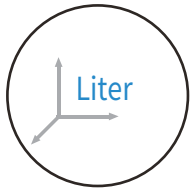
---

EP-M825 is using a large building envelope and ten-laser system to ensure a high efficiency production. The precise positioning and overlapping control technology offers uniformity and stability throughout the whole printing phase. The building speed can be up to 410 cm<sup>3</sup>/h, which is suitable for direct manufacturing of high-performance components in aerospace, mold manufacturing, automotive industry, etc.



## « HIGH EFFICIENCY & PRODUCTIVITY

- Printing of mass-individualized parts in the 760 Liter build chamber.
- Ten lasers are printing simultaneously with speed up to 410 cm<sup>3</sup>/h.
- Bi-direction powder spreading shortens production cycle.



## « EXCELLENT QUALITY & GOOD CONSISTENCY

- Accuracy deviation of lap area less than  $\pm 0.1$  mm.
- High parts accuracy in the overlap area of 0.1 mm.
- Print density > 99.9%.
- Fluctuation of mechanical properties < 5%.



## « HIGH PRECISION

- High quality laser beam and precise laser positioning control ensures stable & excellent print quality.
- The optimized design of the wind flow structure effectively removes dust and splashes, ensuring that the printing surface is bright and tidy, and the sparks are bright and consistent.





### « EASY OPERATION & MAINTANCE

- Three-stage filtration equipped with permanent filter element brings easier maintain.
- User-friendly interface with fully automatic one click printing function.
- The build job information is displayed in real time with traceable printing parameters report.
- The one-piece take out function ensures a high automation.



### « REAL TIME MONITORING & HIGH SECURITY

- Safety design, prevent mis-operation, electric shock, fire, waste and pollution.
- Outstanding overall sealing performance, use and recovery of powder in a closed state.
- Environment and gas source state real-time monitoring, safe and reliable.



# EP-M825

## PARAMETER

Machine Model	EP-M825
Build Volume (X x Y x Z) (height incl. build plate)	833 x 833 x 1100 mm (32.8 x 32.8 x 43.3 in)
Optical System	Fiber Laser 4 / 6 / 8 / 10 x 500 W / 700 W
Spot Size	70 - 120 $\mu$ m
Max Scan Speed	8 m/s
Layer Thickness	20 - 120 $\mu$ m
Theoretical Printspeed	Up to 410 cm <sup>3</sup> /h
Material	Titanium Alloy, Aluminum Alloy, Nickel Alloy, Maraging Steel, Stainless Steel, Cobalt Chrome, etc
Power Supply	380 V, 60~100 A, 50 / 60 Hz, 25 ~ 38 kW
Gas Supply	Ar / N <sub>2</sub>
Oxygen Content	≤100 ppm
Dimension (W x D x H)	8290 x 4690 x 5470 mm
Weight	35000 kg
Software	EPControl, EP Hatch
Input Data Format	STL or other Convertible File

Notice: Eplus3D reserves the right to explain any alteration of the specifications and pictures.